

SERVICE

GUARANTEED

FOREVER

If your EVERSARP  
CA\* ever needs  
service we will put  
it in good order  
for 35c. This serv-  
ice is guaranteed  
not for years, not  
for life, but *Guar-  
anteed Forever.*

# INSTRUCTIONS



**FIRST READ THIS  
BOOKLET—THEN  
YOU'LL GET THE  
FULL BENEFITS OF  
YOUR NEW**

***EVERSHARP***

***CA\****



YOUR NEW

*EVERSHARP*

CA\*

CA\*

**MEANS  
CAPILLARY  
ACTION  
CARTRIDGE-**  
an exclusive  
Eversharp  
patent

Tune in

"TAKE IT OR LEAVE IT"  
with PHIL BAKER  
C. B. S. SUNDAY NIGHTS  
and  
"MAISIE"  
with ANN SOTHERN  
C. B. S. FRIDAY NIGHTS

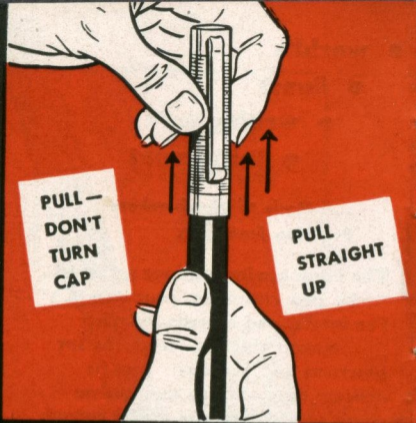
- world's
- finest
- writing
- instrument

... Made to Watchmakers'  
Precision Standards

The finest attainment ever achieved by pen craftsmen, your new CA\* Pen meets—and exceeds—watchmakers' highest standards for precision and accuracy. Yet—its delicate parts—key to its supreme writing smoothness—are sturdy enough so your CA\* Pen will inscribe your thoughts through endless years . . . if you use but a little care.

**FOR BEST RESULTS READ  
THIS BOOKLET CAREFULLY!**





PULL —  
DON'T  
TURN  
CAP

PULL  
STRAIGHT  
UP

● Friction snap cap *snaps* on and off. Don't turn. Simply *pull* off; *push* on.



HOLD  
POINT  
DOWN


● Unscrew pen barrel from pen tip at gold ring by turning right to left.

- Remove empty cartridge from pen tip by turning cartridge right to left.



- Hold new cartridge between thumb and index finger below perforated line, arrow pointing downwards.






- With other hand, unscrew cartridge from cap. Be sure to hold in vertical position.

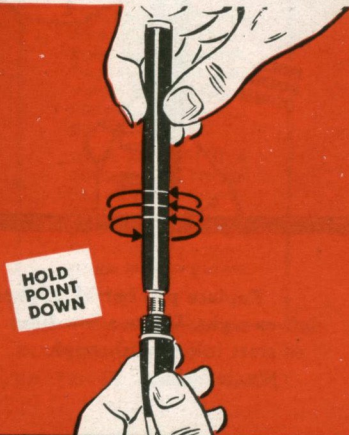


- While holding cartridge vertically, remove paper label.

- Tap cartridge nozzle gently on pad of paper until solid drop of ink appears.



- With cartridge nozzle still pointing down, screw (left to right) tightly into pen tip. DO NOT USE EXCESSIVE FORCE.





- Replace pen barrel. Tighten left to right. Write a few lines to start ink flow through Magic Sphere.

## WHEN PEN STOPS WRITING YOU NEED A NEW CARTRIDGE

• Cartridges are available at all good pen counters. Buy the color you want and follow instructions in package.

(You can tell if a cartridge is empty by tapping nozzle gently on a pad of paper. If drop of ink appears, cartridge still contains ink.)

**DO NOT REMOVE  
CARTRIDGE UNNECESSARILY.**

WRITES IN  
ANY COLOR . . .

BLUE-BLACK  
RED GREEN VIOLET

- To change color of your ink—simply change cartridges. Ever-sharp CA\* Reload Cartridges come in four colors: blue-black, red, green, violet. Available at pen counters everywhere.

**EVERSHARP** *CA*

## RELOAD CARTRIDGE

- Available at stores everywhere in your choice of four colors. To write in a different color simply replace with the reload cartridge of the color you select.

**PRICE 50c**

Available in blue-black,  
red, green, violet.

**WARNING: READ INSTRUCTIONS WITH RELOAD CARTRIDGE BEFORE USING.**

A-961-46

